




Franklin®



MLB® SPRING SWING BATTING TEE


ITEM NO. 14062

Parts List:

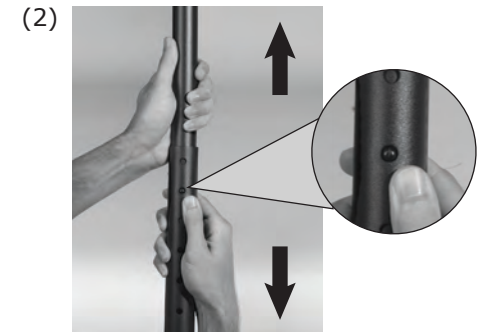


Assembly Instructions:

Step (1): Place the joint in the base and twist to lock into place.




Step (2): Hold down the button on the lower tube and pull up on the upper tube to adjust the tee shaft to the desired height.



Step (3): Insert the bottom of the lower tube into the joint.



Step (4): Attach the ball holder to the top of the upper tube.



Now you are ready to play!



* Color of components may vary.

Franklin Sports Inc.
Stoughton, MA 02072
Made in China
For replacements parts call
1-781-341-5178 or 1-800-225-8649
OR visit www.franklinsports.com