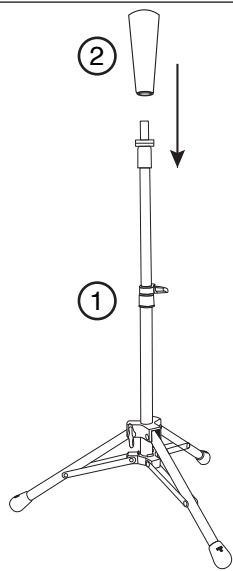
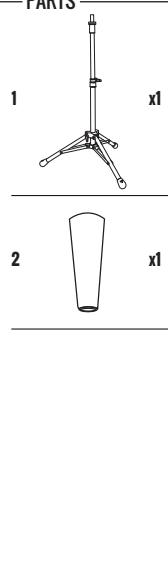


STEP 3



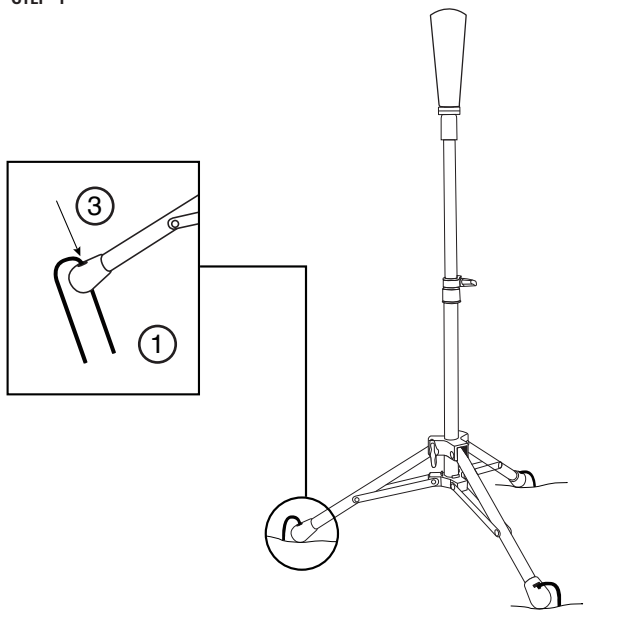
PARTS



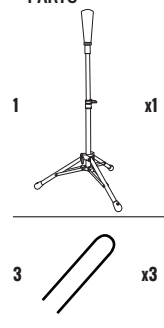
NOTE

Attach **Topper (#2)** to **Tri-pod Pole (#1)**

STEP 4



PARTS



NOTE

"If outside, use **Ground Stakes (#3)** and insert into the top of the feet for added stability.

**YOU ARE NOW READY TO PLAY!**

Made In China  
Franklin Sports Inc.  
Stoughton, MA 02072



Major League Baseball trademarks and copyrights are used with permission of Major League Baseball. Visit MLB.com.



# FLEX TOP® TRAVELER BATTING TEE

ITEM NUMBER: **24955**



NOTE: PRINT FRONT TO BACK



# CUSTOMER SERVICE COMMITMENT

Thank you for purchasing this Franklin® product! In the event that the product you've purchased has missing or damaged parts, please contact us at:

[parts@franklinsports.com](mailto:parts@franklinsports.com)

or

Visit our website at: [franklinsports.com/instructions](http://franklinsports.com/instructions)

If possible, please include product part number and parts description so we can best assist you.




## WE'RE HERE FOR YOU!

**PLEASE DO NOT RETURN THIS PRODUCT TO THE STORE IT WAS PURCHASED FROM.**

**WE ARE COMMITTED TO FULFILLING ALL REPLACEMENT PART NEEDS IMMEDIATELY.**

Thank you for your continued support, and welcome to the #FranklinFamily!

## PARTS LIST

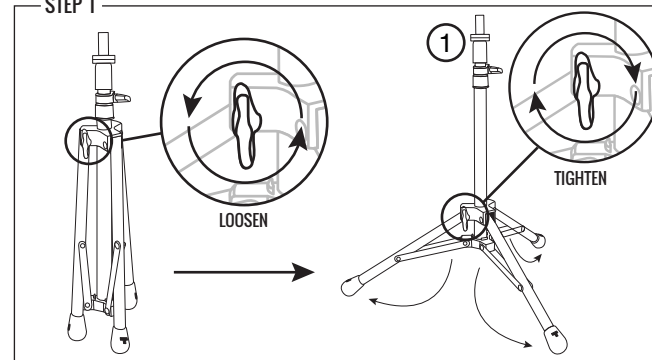
<p><b>1</b></p>  <p>QTY <b>x1</b></p> <p>Tri-pod Base/Pole</p> <p>Rep. Part: 24955-R1</p>	<p><b>2</b></p>  <p>QTY <b>x1</b></p> <p>Topper</p> <p>Rep. Part: 24953-R3</p>	<p><b>3</b></p>  <p>QTY <b>x3</b></p> <p>Ground Stakes</p> <p>Rep. Part: 24954-R4</p>
--	---	--

## ASSEMBLY INSTRUCTIONS

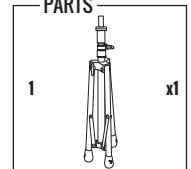
### GENERAL NOTES

- Remove all parts from the display box to ensure that you have all of the parts listed.

### STEP 1



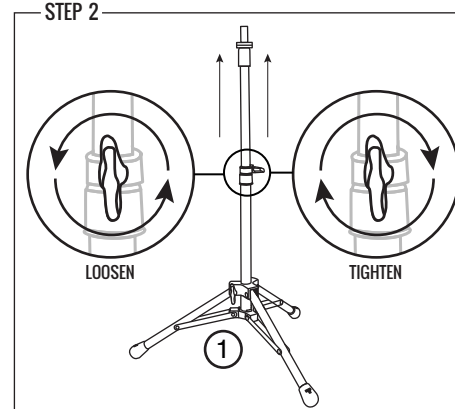
### PARTS



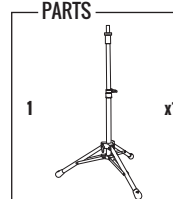
### NOTE

Loosen the leg-adjustment dial and extend **Tri-pod** (#1) legs; tighten once preferred extension is accommodated.

### STEP 2



### PARTS



### NOTE

Loosen the telescoping post-adjustment dial and pull to extend upper post; tighten once preferred extension is accommodated.