

AGES 8+

Franklin[®]

48IN (122CM) FOOSBALL GAME

ITEM NUMBER: **54047**

For all your replacement part needs, please visit:
www.franklinsports.com/54047

Please visit
www.franklinsports.com/54047
for instructional video



⚠ WARNING:
CHOKING HAZARD-- Product contains small balls and small parts. Not for children under 3 yrs. Adult assembly required.

Made In China
Franklin Sports Inc.
Stoughton, MA 02072

Franklin[®]

For replacement parts:
Visit: www.franklinsports.com/54047
Email: parts@franklinsports.com
Call: 1-800-225-8649

NOTE: PRINT FRONT TO BACK



CUSTOMER SERVICE COMMITMENT

Thank you for purchasing this Franklin® product! In the event that the product you've purchased has missing or damaged parts, please contact us at:

parts@franklinsports.com

or

Visit our website at: **www.franklinsports.com/54047**

If possible, please include product part number and parts description so we can best assist you.

WE'RE HERE FOR YOU!

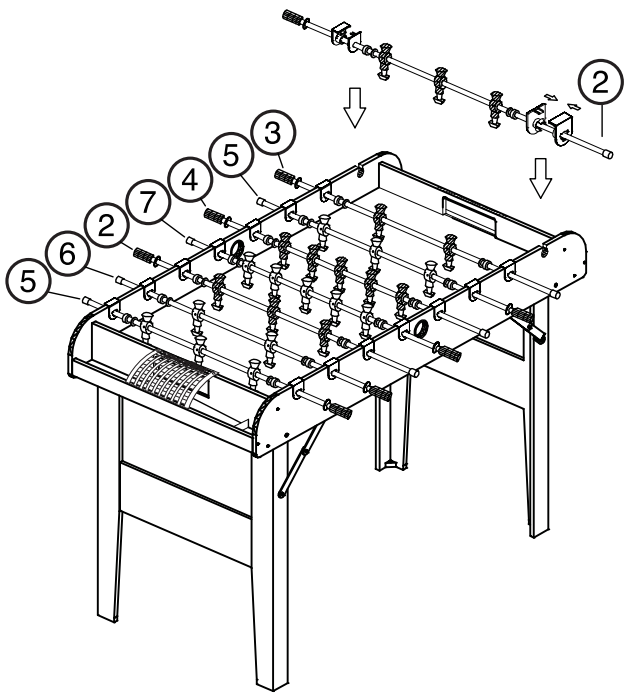
PLEASE DO NOT RETURN THIS PRODUCT TO THE STORE IT WAS PURCHASED FROM.

WE ARE COMMITTED TO FULFILLING ALL REPLACEMENT PART NEEDS IMMEDIATELY.





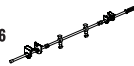

Thank you for your continued support, and welcome to the #FranklinFamily!

YOU ARE NOW READY TO PLAY!

STEP 3



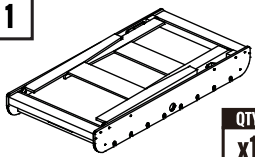
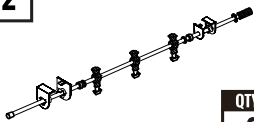
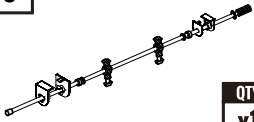

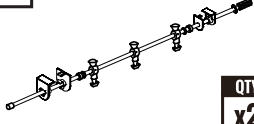
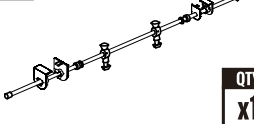
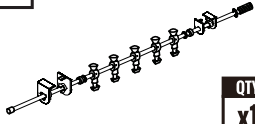

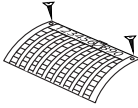
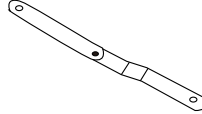
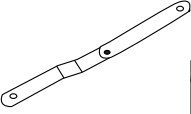
PARTS

- 2  x2
- 3  x1
- 4  x1
- 5  x2
- 6  x1
- 7  x1

NOTE

Attach **Player Rods** (#2, #3, #4, #5, #6, #7) in the order as shown. Be sure players are facing the proper direction before pushing down and snapping into place.

PARTS LIST

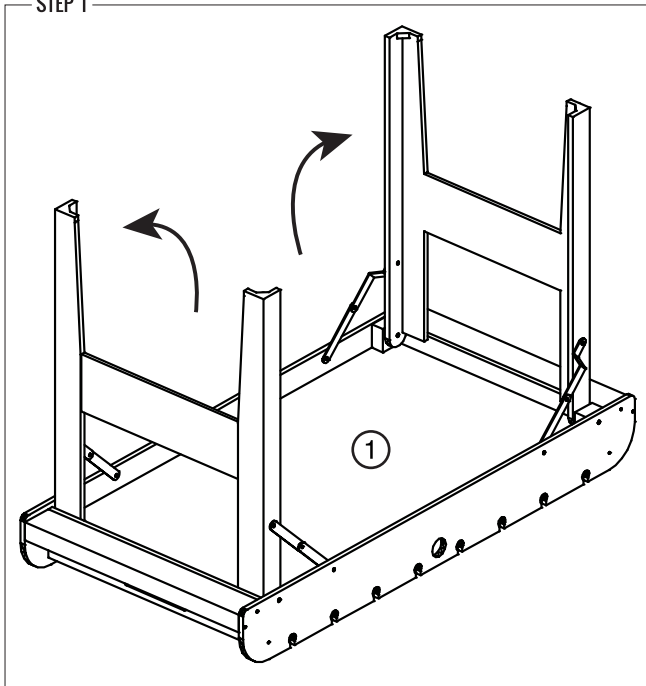
1  QTY x1	2  QTY x2	3  QTY x1
Table Rep. Part: 54047-R1	3-Man Rods (Black Team) Rep. Part: 54047-R2	2-Man Rod (Black Team) Rep. Part: 54047-R3
4  QTY x1	5  QTY x2	6  QTY x1
5-Man Rod (Black Team) Rep. Part: 54047-R4	3-Man Rods (Blue Team) Rep. Part: 54084X-R2	2-Man Rod (Blue Team) Rep. Part: 54084X-R3
7  QTY x1	8  QTY x2	9 PRE-INSTALLED  QTY x2
5-Man Rod (Blue Team) Rep. Part: 54084X-R4	Soccer Balls Rep. Part: 54047-RP9	Molded Goal Rep. Part: 54047-RP10
10 PRE-INSTALLED	11 PRE-INSTALLED	
 QTY x2	 QTY x2	
Left Folding Hinge Rep. Part: 54047-RP11	Right Folding Hinge Rep. Part: 54047-RP12	

ASSEMBLY INSTRUCTIONS:

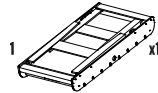
GENERAL NOTE

1. Find a clean, level place to begin the assembly of your Foosball Table. We recommend that two adults work together to assemble this Foosball Table.
2. Remove all the parts from the box and verify that you have all of the listed parts as shown on the parts list page. Carefully cut or tear the four corners of the box so that the bottom of the box can be used as your work surface.

STEP 1



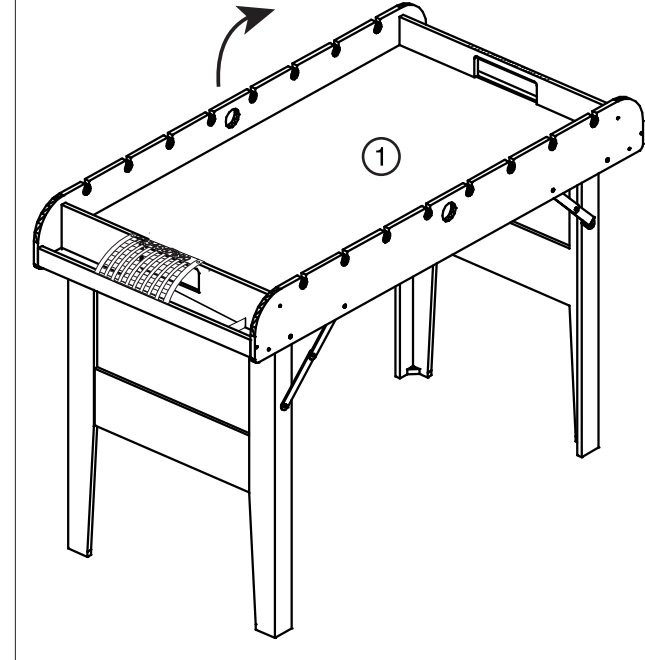
PARTS



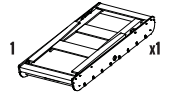
NOTE

Unfold legs on **Table (#1)** and lock into place.

STEP 2




PARTS



NOTE

Two adults should turn table over to a standing position.



CAUTION:
PINCH HAZARD! KEEP HANDS CLEAR.